

Academic Highlights

- 2019-2024 AP STEM School & AP STEM Achievement Awards
- 2024 Humanities Achievement School
- 2023-2024 GaDOE Mathematics \$3,995 grant awardee

Priority Areas and Improvement Strategies

- **Disciplinary Literacy**
 - Incorporate Disciplinary Literacy Strategies across all content areas
- **Math/Science**
 - Math will implement Concrete, Representational, Abstract (CRA) framework to increase conceptual learning and problem solving
 - Science will implement the 5E framework (Engage, Explore, Explain, Elaborate, and Evaluate) to engage students in scientific problem solving
- **Culture/Climate**
 - Implement Tiered Restorative Justice Practices
- **Graduation Rate**
 - Utilize cohort monitoring and personalized academic advising/learning for all students

School Performance

GADOE College and Career Ready Performance Index (CCRPI) Scores

CCRPI scores were not available in 2020 and 2021

CCRPI COMPONENTS	2023	2022	2019	2018
CONTENT MASTERY	70.1	68.5	70.4	68.0
AMERICAN LITERATURE	69.91	70.46	79.72	78.63
ALGEBRA	50.09	44.68	65.42	61.54
BIOLOGY	68.81	71.85	55.25	56.21
U.S. HISTORY	91.74	87.01	81.19	75.46
PROGRESS	85.5	N/A	76.3	83.6
ENGLISH LANGUAGE ARTS	N/A	N/A	72.77	92.96
MATHEMATICS	86.84	N/A	83.10	75.03
ENGLISH LEARNERS	73.58	75.33	61.77	79.78
CLOSING GAPS	56.1	N/A	94.4	48.5
READINESS	75.6	82.0	80.1	79.8
GRADE LEVEL READING/LITERACY	73.38	63.97	68.25	71.01
STUDENT ATTENDANCE	70.58	N/A	82.30	78.57
ACCELERATED ENROLLMENT	100.00	100.00	100.00	100.00
PATHWAY COMPLETION	79.50	82.11	85.04	84.58
COLLEGE AND CAREER READINESS	54.30	N/A	65.11	64.89



Lakeside
High School

Mission

To reach, support, and advocate for Every student to graduate, well-positioned to craft a life of meaning.

Vision

A diverse and dynamically engaged community of life-long learners collectively committed to equity and excellence in education.

School Leadership

Principal

Dr. Susan Stoddard

Assistant Principals

Mr. Christopher Adams

Ms. Melanie Conner

Mr. Michael Loyd

Ms. January Stephanopoulos

Mr. Christopher Taylor

Lakeside High School

3801 Briarcliff Road NE

Atlanta, GA 30345

(678) 874-6702

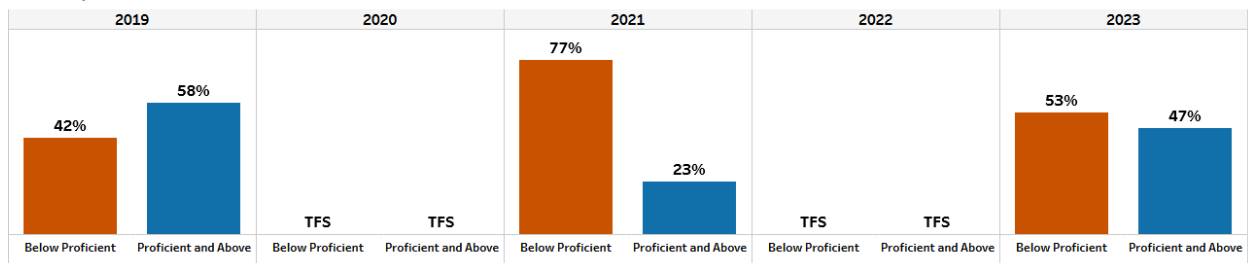
www.lakesidehs.dekalb.k12.ga.us

School Name(s)		Cohort Year			
Lakeside High School		(All)			
Four- and Five-Year School Graduation Rates					
Lakeside High School	4-year	2023	<div><div></div></div> 77.82	-4.32	<div><div></div></div>
		2022	<div><div></div></div> 82.14		<div><div></div></div> 3.43
		2021	<div><div></div></div> 78.71	-6.16	<div><div></div></div>
		2020	<div><div></div></div> 84.87		<div><div></div></div> 0.36
		2019	<div><div></div></div> 84.51		<div><div></div></div> 2.95
		2018	<div><div></div></div> 81.56		<div><div></div></div>
	5-year	2023	<div><div></div></div> 85.85		<div><div></div></div> 3.29
		2022	<div><div></div></div> 82.56	-4.80	<div><div></div></div>
		2021	<div><div></div></div> 87.36		<div><div></div></div> 1.30
		2020	<div><div></div></div> 86.06		<div><div></div></div> 3.33
		2019	<div><div></div></div> 82.73	-5.19	<div><div></div></div>
		2018	<div><div></div></div> 87.92		<div><div></div></div>
		Graduation Rate		Difference Over Prior Year	

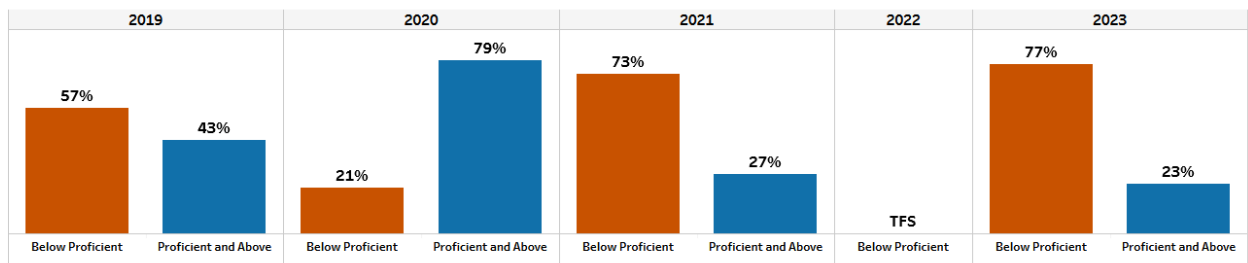
LAKESIDE HIGH SCHOOL

Milestones End-of-Course (EOC) Winter and Spring

English / Language Arts (American Literature)



Mathematics (Algebra I & Coordinate Algebra)

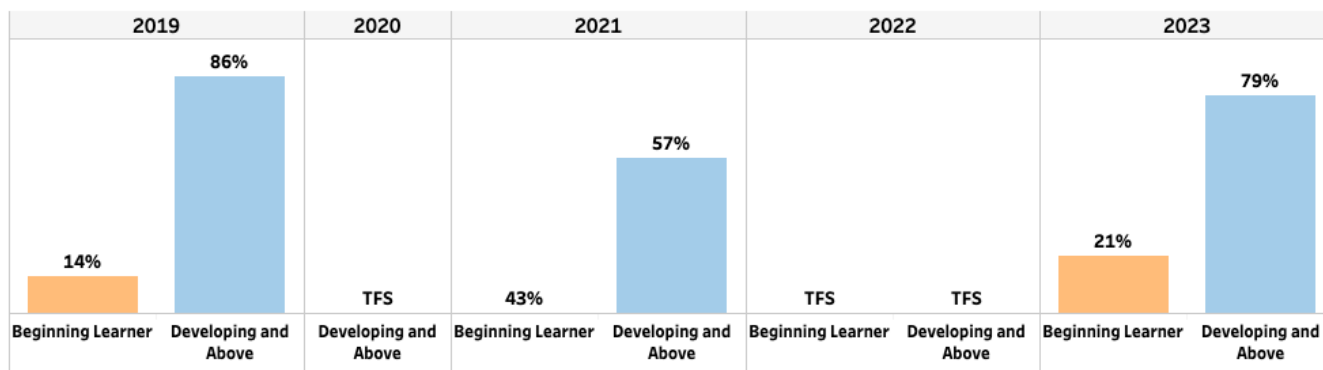


678.874.6702

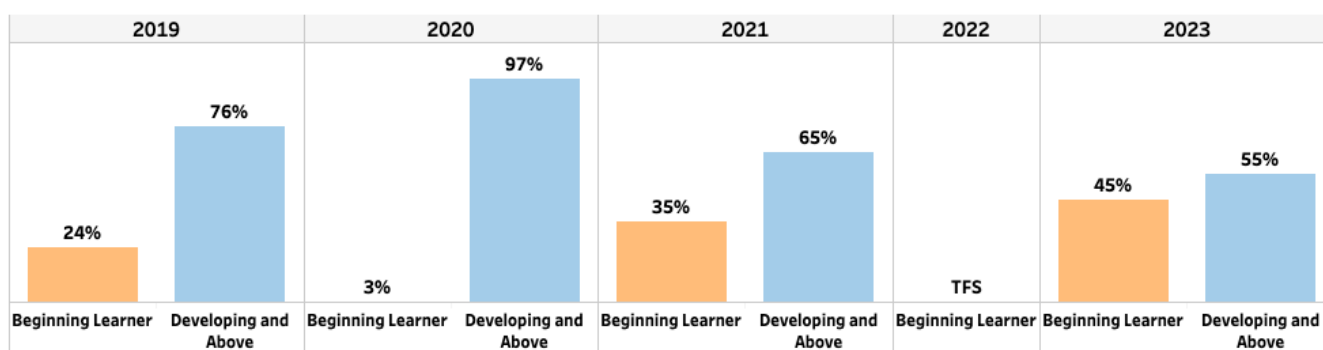
3801 Briarcliff Road, Atlanta, GA 30345

lakesidehs.dekalb.k12.ga.us

English / Language Arts (American Literature)



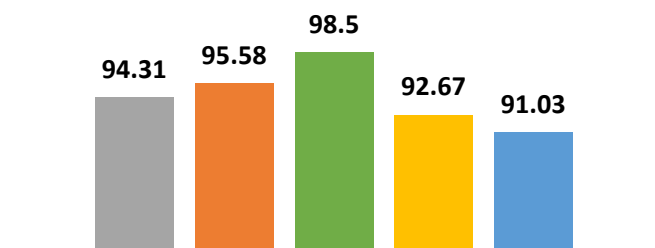
Mathematics (Algebra I & Coordinate Algebra)



Note: EOC English Language Arts data include 9th Grade Literature and American Literature; 2022 School year data only include American Literature & Composition. EOC Mathematics data include Algebra I, Coordinate Algebra, Geometry, and Analytic Geometry; 2022 school year data only include Algebra 1 & Coordinate Algebra.

Average Daily Attendance

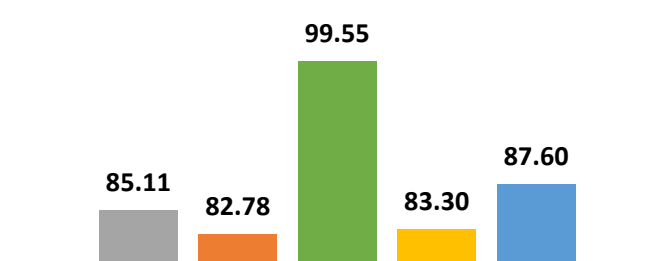
■ 2019 ■ 2020 ■ 2021 ■ 2022 ■ 2023



Lakeside High School

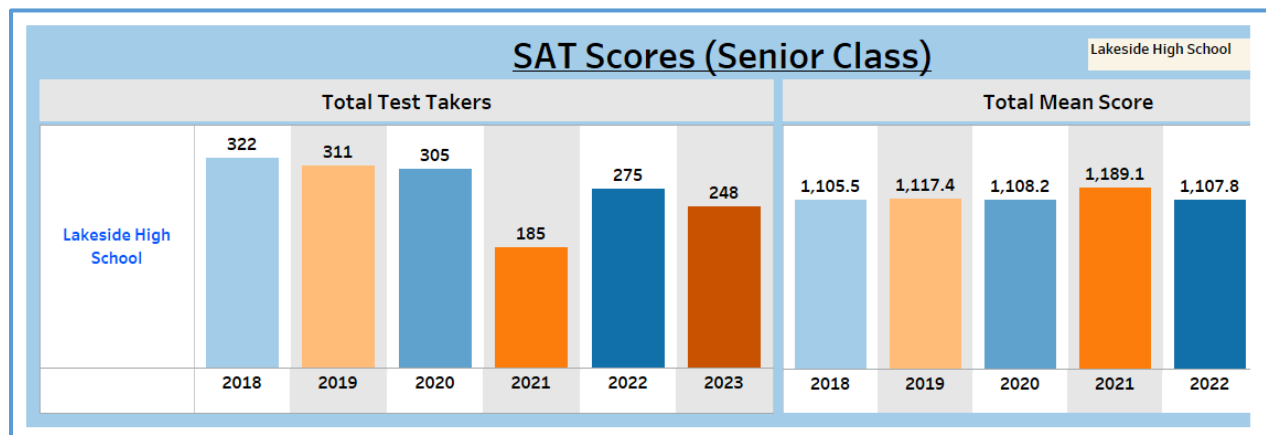
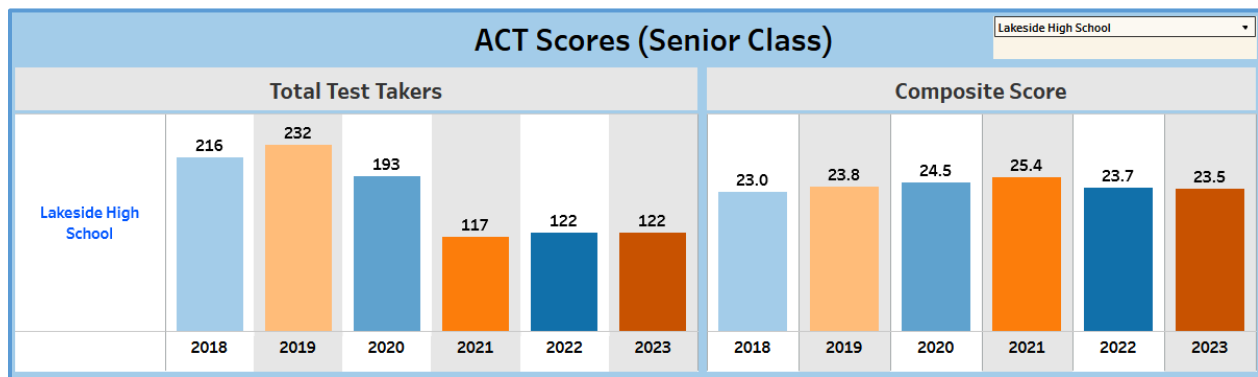
% Students with No Discipline Incidents

■ 2019 ■ 2020 ■ 2021 ■ 2022 ■ 2023



Lakeside High School





Active Students as of the Last Day of School

Lakeside High School							
	All Students	Black	Hispanic	White	Asian/Pacific Islander	Multi-Racial	Native American/Alaskan Native
2023	2,097	478	670	682	144	61	11
2022	2,107	458	706	673	136	47	12
2021	2,062	433	774	661	128	53	13
2020	2,032	428	814	677	114	61	13
2019	2,046	409	857	676	86	63	TFS

TFS – Too Few Students (Less than 10)